

Mercury SMS - Version - 1.7

Mercury SMS Version 1.7

Release Notification 5 December 2014

A new version of Mercury SMS (version 1.7) will be released on the AppExchange on Monday 8 December 2014. This notification has been issued to existing Mercury SMS users. It contains an overview of the new features available with this release, along with instructions on how to upgrade to the new version.

What's new?**Inbound SMS Notification**

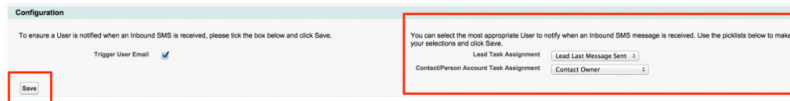
We have adjusted the method by which we issue notifications to Users when an inbound SMS message is received. We previously issued a standard Task notification email. This has been changed to send a standalone email to notify the User. This addresses the known issue published on the 5th November 2014 to overcome client settings relating to control of automated Task notification settings released in the Winter '15 version of Salesforce.com.

Inbound SMS Notification Assignment

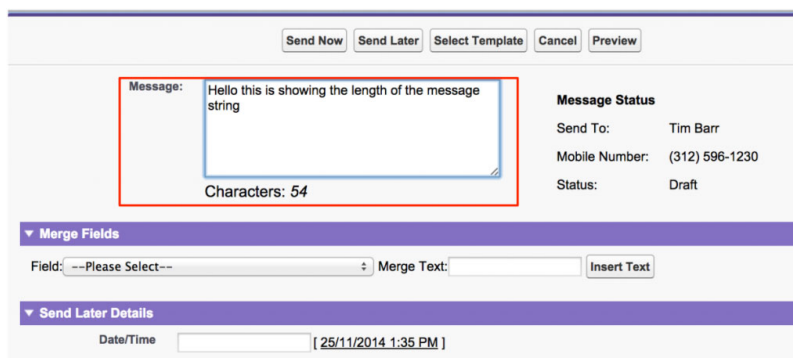
To provide flexibility to clients so the most appropriate User is notified when an inbound SMS message is received, you can now select which User should be notified out of the following options:

- Owner – The User who is the Lead / Contact / Person Account Owner will be notified of the inbound SMS
- Last Modified By – The User who last modified the Lead / Contact / Person Account will be notified of the inbound SMS
- Last Message Sent – The User who sent the most recent outbound SMS to the Lead / Contact / Person Account will be notified of the inbound SMS

You can specify who should receive these notifications for your business by selecting the required value in the 'Lead Task Assignment' and 'Contact/Person Account Task Assignment' picklists and clicking 'Save' in the Configuration section of the Mercury SMS 'Setup & Configuration' Tab as per the screenshot below.

**Message Character Length**

The 280 character length restriction for an outbound SMS message has now been removed to enable clients to send longer messages where required. The previous counter that counted down from 280 has now been replaced with a counter that counts the length of the message string.



Note: Whilst there is no hard limit on the length of the message string, it is recommended you keep messages short to avoid using too many SMS credits per message.

How do I upgrade?

To upgrade to the new version of Mercury SMS in your organisation, please follow the steps below.

1. Click <https://login.salesforce.com/packaging/installPackage.apexp?p0=04t900000000f3f>
2. Enter your login details (if required)
3. Click Continue
4. Click Next (on Step 1. Approve Package API Access)
5. Select who you want to grant access to (on Step 2. Choose security level)
6. Click Next

Mercury SMS - Version - 1.7

Mercury SMS Version 1.7

Release Notification 5 December 2014

A new version of Mercury SMS (version 1.7) will be released on the AppExchange on Monday 8 December 2014. This notification has been issued to existing Mercury SMS users. It contains an overview of the new features available with this release, along with instructions on how to upgrade to the new version.

What's new?**Inbound SMS Notification**

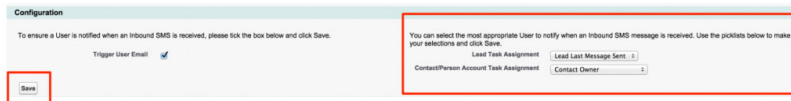
We have adjusted the method by which we issue notifications to Users when an inbound SMS message is received. We previously issued a standard Task notification email. This has been changed to send a standalone email to notify the User. This addresses the known issue published on the 5th November 2014 to overcome client settings relating to control of automated Task notification settings released in the Winter '15 version of Salesforce.com.

Inbound SMS Notification Assignment

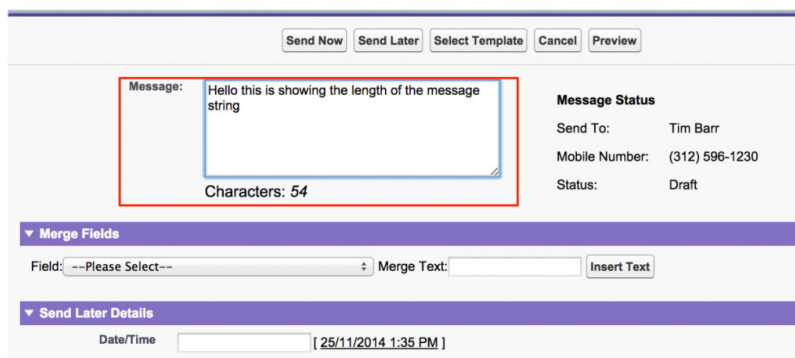
To provide flexibility to clients so the most appropriate User is notified when an inbound SMS message is received, you can now select which User should be notified out of the following options:

- Owner – The User who is the Lead / Contact / Person Account Owner will be notified of the inbound SMS
- Last Modified By – The User who last modified the Lead / Contact / Person Account will be notified of the inbound SMS
- Last Message Sent – The User who sent the most recent outbound SMS to the Lead / Contact / Person Account will be notified of the inbound SMS

You can specify who should receive these notifications for your business by selecting the required value in the 'Lead Task Assignment' and 'Contact/Person Account Task Assignment' picklists and clicking 'Save' in the Configuration section of the Mercury SMS 'Setup & Configuration' Tab as per the screenshot below.

**Message Character Length**

The 280 character length restriction for an outbound SMS message has now been removed to enable clients to send longer messages where required. The previous counter that counted down from 280 has now been replaced with a counter that counts the length of the message string.



Note: Whilst there is no hard limit on the length of the message string, it is recommended you keep messages short to avoid using too many SMS credits per message.

How do I upgrade?

To upgrade to the new version of Mercury SMS in your organisation, please follow the steps below.

1. Click <https://login.salesforce.com/packaging/installPackage.apexp?p0=04t900000000f3f>
2. Enter your login details (if required)
3. Click Continue
4. Click Next (on Step 1. Approve Package API Access)
5. Select who you want to grant access to (on Step 2. Choose security level)
6. Click Next